

RTA100 CANopen

ROTARY ENCODER

Absolute single turn magnetic encoder with shaft



L.4 - DS0009 R01 RTA100 CANopen



CHARACTERISTICS

- Measuring range 0° to 360°
- Redundant sensors
- Compact size
- Linearity up to $\pm 0.5^\circ$
- High protection level and wide temperature range



ADVANTAGES

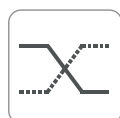
- Hall effect technology
- Reliability and long service life
- Excellent accuracy
- Several connections type available
- Highly configurable via CANopen
- Firmware upgradable via proprietary bootloader



High protection level




Shock/vibration resistant



Redundant outputs



Reverse polarity protection



Wide temp. range



CANopen output



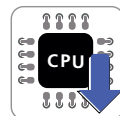
CANopen Safety



SAE J1939 output



High accuracy



Firmware Upgradable



Directive 2011/65/EU



EU conformity

The company reserves the right to make any kind of design or functional modification at any moment without prior notice.

RTA100 CANopen

ROTARY ENCODER

Absolute single turn magnetic encoder with shaft



PRODUCT DESCRIPTION

RTA100 is a contact-less, magnetic, absolute encoder series featuring high operation speed, intended for harsh environments applications such as high automation and process control.

The contactless technology together with the reinforced plastic housing make this sensor a very robust device with expected life practically infinite thanks to the absence of wear on the sensing element.

Excellent accuracy, high IP rating, shock and vibration resistance and electromagnetic immunity makes this transducer suitable for mobile hydraulic applications such as: agricultural vehicles, earth moving machines, construction equipment, articulated arm cranes and aerial work platforms.



L.4 - DS0009 R01 RTA100 CANopen



Agricultural machinery



Construction



Earth moving



Handling and lifting

RTA100 CANopen

ROTARY ENCODER

Absolute single turn magnetic encoder with shaft



PRODUCT CODE

ORDER CODE⁽¹⁾ ▶ **RTA 100 .** a . b . c . d . e . f . g . h

a Counting direction

- 1 ◀ = CH1 & CH2 = CW
- 2 ◀ = CH1 & CH2 = CCW
- 3 ◀ = CH1 = CW, CH2 = CCW
- 4 ◀ = CH1 = CCW, CH2 = CW

b Power supply range

- 2 ◀ = 9 ... 30 V DC
- 6 ◀ = 8 ... 36 V DC

c Measurement range

- 360 ◀ = 360°

d Output type⁽²⁾

- 6 ◀ = CANopen
- 28 ◀ = CANopen with diagnostics
- 40 ◀ = SAE J1939
- 43 ◀ = CANopen safety

e Connections

- 1 ◀ = Male connector M12x5, PUR cable 30cm
- 4 ◀ = Wire connector 5x0.25mm² PUR cable 30cm
- 13 ◀ = Overmolded Deutsch DT04-6P, PUR cable 30cm
- 20 ◀ = Overmolded Deutsch DT04-4P, PUR cable 30cm
- 30 ◀ = Molex Micro-Fit 6 poles (cod. 43025-0600) with PUR cable 30cm
- 31 ◀ = Male connector M8x5 molded 90°, PUR cable 15cm code B
- 39 ◀ = PUR cable 60cm with DT04-6P connector to be assembly⁽³⁾

f Type of magnet

- 1 ◀ = Shaft A
- 2 ◀ = Shaft B

g Customization

- X ◀ = None
- ? ◀ = Customization code

h Approvals

- 1 ◀ = Standard components⁽⁴⁾
- 2 ◀ = SIL2/PLd

L.4 - DS0009 R01 RTA100 CANopen

(1) Not all combinations can be ordered. Please contact TSM for confirmation before placing an order.

(2) Redundanted primary measures, acquired by a single logical unit and published on the CANopen output by one or more PDOs, according to the selected mapping.

(3) The cable is supplied with all the connector pins crimped on the wires but with the housing to be mounted separately after installation

(4) MTTFd > 100 years (EN ISO 13849-1) a) b)

a) Standard component. It does not constitute a safety component as defined in the Machinery Directive 2006/42/CE.

b) Every second failure of an electronic component is regarded as a dangerous failure.

RTA100 CANopen

ROTARY ENCODER

Absolute single turn magnetic encoder with shaft

TECHNICAL SPECIFICATION

Measuring range	0 ... 360°
Resolution	Default: 0.01° Selectable: 0.01° - 0.1° - 1°
Linearity (Ta = 25°C)	±0.5°
Speed rotation	< 120 rpm
Maximum shaft load	Radial: 20 N Axial: 20 N
Torque	0.05 Nm [starting 0.25 Nm]
Materials	Housing: Glass fiber reinforced polybutylene terephthalate Shaft: Stainless steel AISI303
Protection class	IP67 (acc. to EN 60529)
Temperature drift	±0.01 °/°C typ.
Temperature range	-40°C ... +85°C
Weight approx.	45 g (version with .1 connection)
Shock resistance	acc. to EN 60068-2-27 50 G, 11 ms, 100 shocks per axis Axis : X, Y, Z
Vibration resistance	acc. to EN 60068-2-6 10 ... 500 Hz, 10g, 2h per axis Axis : X, Y, Z

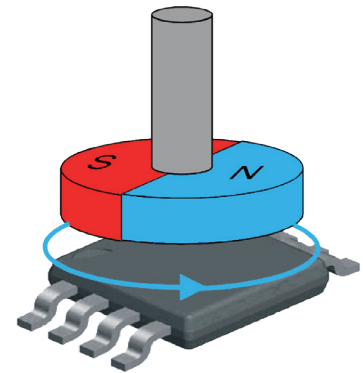
ELECTRICAL CHARACTERISTICS

Power supply range	See order code
Consumption typ.	36 mA (12 VDC, w/o load) 18 mA (24 VDC, w/o load)
Startup time	< 1.5 s
Interface	See order code
CANopen profile conformity	CiA DS301
Electromagnetic compatibility	acc. to EN 61326-1, EN 61326-3-1
EU Conformity	EMC directive 2014/30/EU RoHS directive 2011/65/EU + 2015/863/EU

OPERATING PRINCIPLE

Hall effect

Bases its operation principle on the generation of a voltage across an electrical conductor when a magnetic field is applied in a direction perpendicular to the current flow. An hall-effect rotary sensor gives the absolute angular position of a small rotating dipole magnet above the device surface (end of shaft magnet).

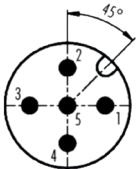


RTA100 CANopen

ROTARY ENCODER

Absolute single turn magnetic encoder with shaft

1) ELECTRICAL CONNECTION M12 X 5 PINS

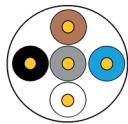


Pinout

1	GND*
2	+Vin
3	CAN-GND*
4	CAN-H
5	CAN-L

* GND and CAN_GND terminals are internally connected to each other and identical in their function

4) ELECTRICAL CONNECTION WIRE CONECTOR




Pinout

Brown	GND*
White	+Vin
Blue	CAN-GND*
Black	CAN-H
Grey	CAN-L


* GND and CAN_GND terminals are internally connected to each other and identical in their function

13 & 39] ELECTRICAL CONNECTION DEUTSCH DT04-6P



	Pinout	Colors
1	GND	Blue
2	+Vin	White
3	n.c.	n.c.
4	n.c.	n.c.
5	CAN-L	Brown
6	CAN-H	Black

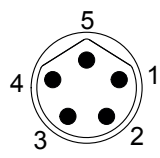
20] ELECTRICAL CONNECTION DEUTSCH DT04-4P



Pinout

1	CAN-L
2	CAN-H
3	+Vin
4	GND

31] ELECTRICAL CONNECTION M8 X 5 PINS




Pinout

	Connector	Accessory
1	CAN-GND*	Brown
2	+Vin	White
3	GND*	Blue
4	CAN H	Black
5	CAN-L	Gray

* GND and CAN_GND terminals are internally connected to each other and identical in their function

30] ELECTRICAL CONNECTION MICROFIT 6 PINS



CONNECTOR SIDE

	Pinout	Colors
1	GND	White
2	+Vin	Blue
3	CAN H	Grey
4	CAN-L	Brown
5	n.c.	Black
6	n.c.	n.c.

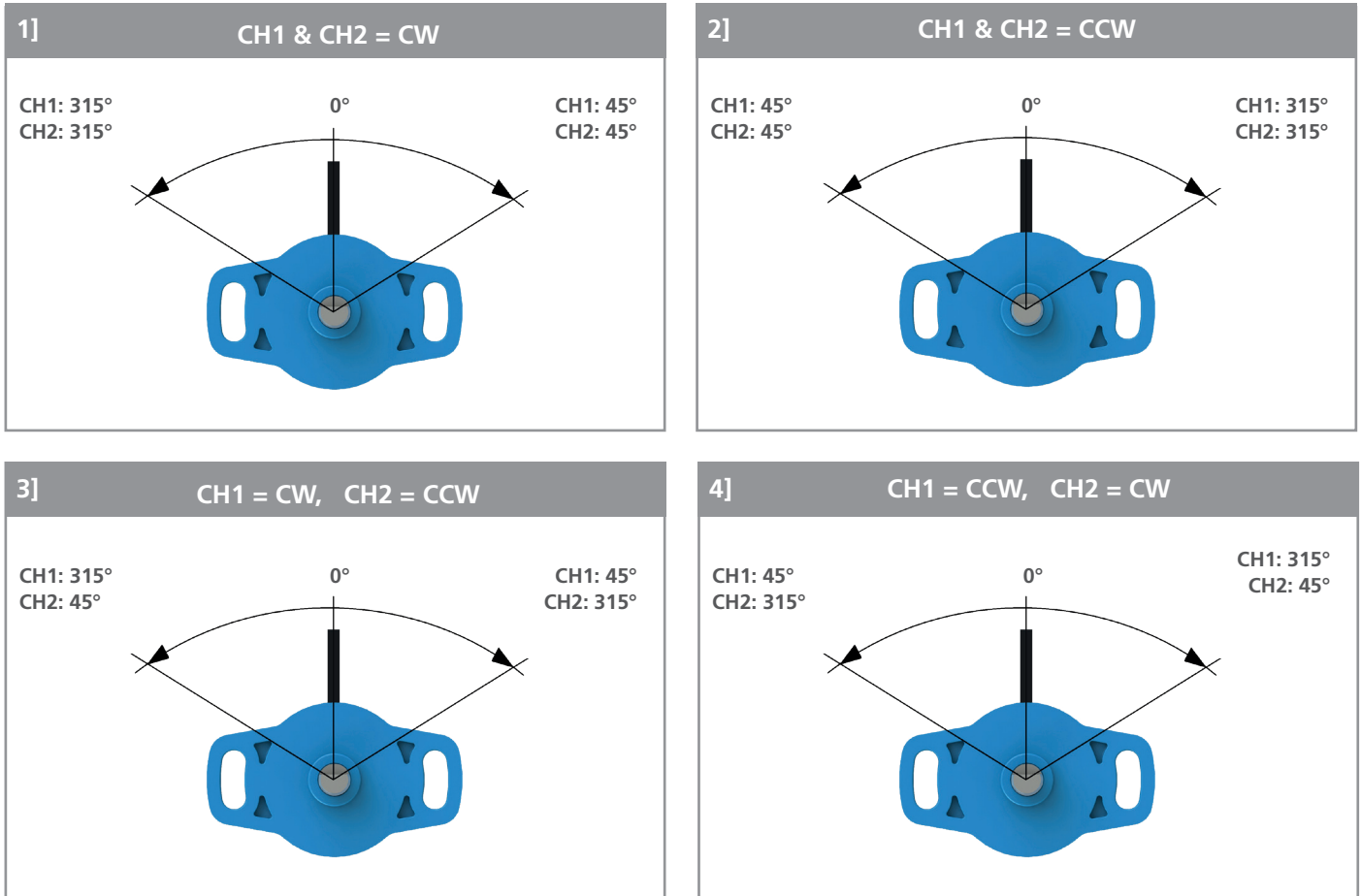
RTA100 CANopen

ROTARY ENCODER


Absolute single turn magnetic encoder with shaft



COUNTING DIRECTION (BOTTOM VIEW)



L.4 - DS0009 R01 RTA100 CANopen



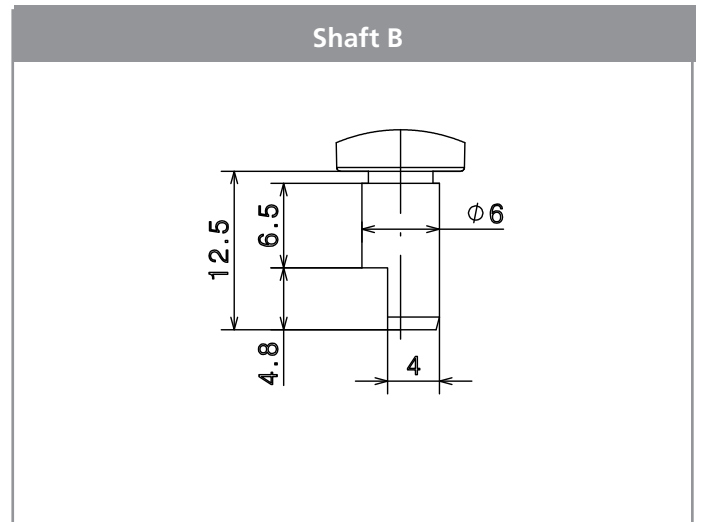
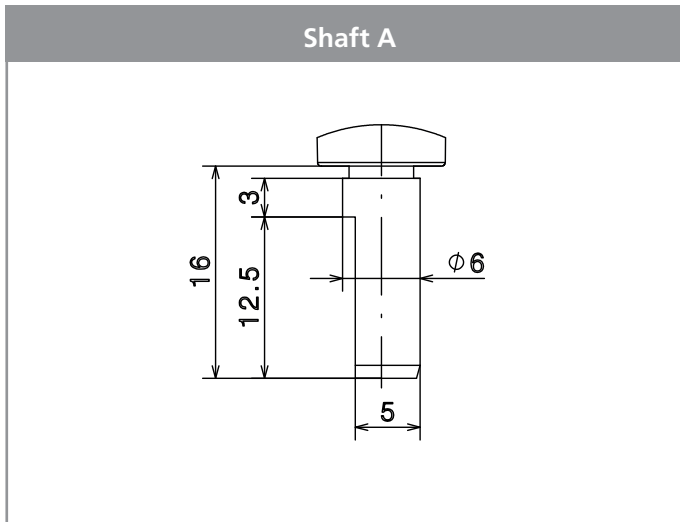
RTA100 CANopen

ROTARY ENCODER

Absolute single turn magnetic encoder with shaft



DIMENSIONS [mm]



L.4 - DS0009 R01 RTA100 CANopen

